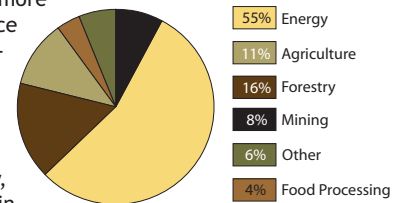


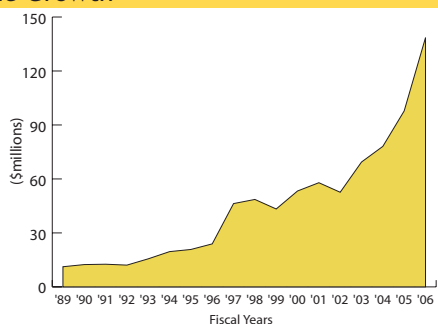
Web Site : www.commercialsolutions.ca
TSX Symbol : CSA
2006 Revenue : \$138.5 million
Shares Outstanding : 18,957,776
52-Week Range : \$3.55 to \$8.99
Current Price : \$7.05
Market Capitalization : \$133,652,321
Fiscal Year End : September 30
Established : 1954
Employees : 400

Bringing Industry, People, Product and Technology Together

Commercial Solutions Inc. (CSA) is a leading national distributor of industrial equipment products and services. CSA offers more than 160,000 items critical to maintenance repair operations (MRO) and original equipment manufacturing (OEM) customers. The Company represents more than 450 leading manufacturers and serves over 10,000 customer accounts within a broad cross-section of industries, including oil and gas, forestry, food processing, chemical manufacturing, mining and utilities, agriculture and construction.

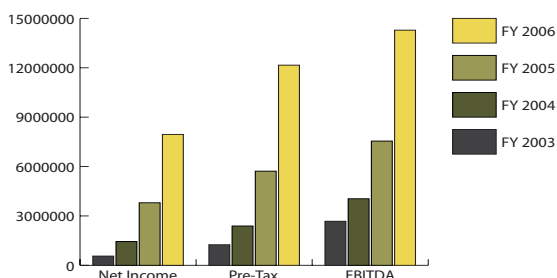


Revenue Growth



CSA provides investors a rare opportunity to invest in a profitable, fast growing public company that has achieved 20% compounded annual growth over the past sixteen years. With a strong base in the emergent economy of Western Canada and steady national expansion, revenues are expected to continue growing at a strong pace into the future.

Net Income, Pre-Tax Earnings & EBITDA



CSA has developed a very successful acquisition model that quickly identifies businesses that will generate accretive cash flows derived through consolidated synergies such as customer pricing, supplier and overhead savings. CSA looks for companies that will diversify its product mix and technical expertise to capitalize on growing market trends. This acquisition model has successfully identified and integrated 13 acquisitions over the past 16 years, growing revenues from \$8 million in 1990, to \$138.5 million in 2006. Going forward, management continues to seek growth opportunities through acquisitions to widen CSA's geographic presence and to diversify its portfolio of products.

12-Month Share Price & Volume



Management's primary focus in its post-merger period is to re-organize certain marketing and management procedures of the acquired companies in order to reduce unnecessary operating expenses and non-performing assets; optimize operating profit through a series of staffing, production, distribution, manufacturing and administration assessments; and re-direct the existing sales and distribution strategies by expanding certain product lines into existing market areas.

In fiscal 2006, CSA revenues grew 42% to \$138.5M from \$97.8M. The increase in revenue is represented by 17.8% of organic growth and 23.8% of acquisition growth. For the same comparative periods, EBITDA grew 89.3%, and net earnings grew 109.3%. EPS was \$0.49 per share in 2006, compared to \$0.33 in 2005.

| In millions of dollars except EPS data | 2004 | 2005 | 2006 |
|--|-------|-------|-------|
| Revenues | 78.12 | 97.83 | 138.5 |
| EBITDA | 4.05 | 7.55 | 14.3 |
| Net Income/ (Loss) | 2.4 | 3.8 | 7.9 |
| EPS - Basic | 0.16 | 0.33 | 0.49 |
| EPS - Diluted | 0.14 | 0.30 | 0.43 |

Analyst Coverage

| Analyst | Firm | Recommendation | 12-Month Target | Date of Last Report |
|-----------------|---------------------|----------------|-----------------|---------------------|
| Greg McLeish | GMP | BUY | \$8.30 | Dec 19, 2006 |
| Doug Cooper | Paradigm | BUY | \$10.50 | Oct 4, 2006 |
| Ben Cherniavsky | Raymond James | Strong Buy | \$9.30 | Dec 19, 2006 |
| Russell Stanley | Clarus Securities | Buy | \$10.00 | Dec 19, 2006 |
| Daniel Lavoie | Industrial Alliance | BUY | \$9.30 | May 16, 2006 |
| Philip Tulk | Pacific Int'l | BUY | \$9.60 | Dec 19, 2006 |

Strengths

- Positive Earnings with strong EBITDA margins of 10.3%
- Proven and successful consolidation formula yielding 20% CAGR over 16 years
- 50 year history secures lower pricing from vendors and a competitive advantage
- Acquisitions have resulted in integration of back office systems leading to superior cost cutting and cross-selling, and lower operating expenses
- Large and diverse product base allows for "one-stop" shopping
- Strategically positioned to benefit from national and regional growth

Recent Developments

- CSA acquires British Columbia based bearings and power transmission distributor and also acquires Alberta based oil and gas equipment distribution company